

NIRJA SAHAY DAV PUBLIC SCHOOL, KANKE, RANCHI

# HAPPY SUMMER VACATION



**HOLIDAY HOMEWORK  
2024-25**

# Summer Safety

## Tips for Kids

- Stay Hydrated
- Find Shade
- Proper Clothing
- Sun Protection
- Plant Safety/Thorns
- Bug Spray
- Stranger Safety
- Road Safety
- Helmets
- Eating in time
- Temperature Fluctuations
- Water Safety



# 4 Tips for a Healthy Summer

## 1 Stay hydrated

Care for a water?



## 2 Wear sunscreen and hats

You need **at least** SPF 50!

We KNOW, Bob!



## 3 Watch for signs of heat stress

I've got heat stress!

Are you dizzy?  
Nauseous?

No, I'm stressed because my candy melted!



## 4 Stay cool

Oh, I'm cool.

Not that kind of cool, John.





# Easy Summer Schedule for Kids

TIME	TASKS & ASSIGNMENT	COMPLETED
8:00 - 9:00am	Breakfast, Make Bed, Get Dressed	<input type="checkbox"/>
9:00 -10:30am	Morning School Work, Math, Literature, Science	<input type="checkbox"/>
10:30-11:30 am	Go Outside to Play	<input type="checkbox"/>
11:30am -12:30pm	Lunch Time	<input type="checkbox"/>
12:30-1:00pm	Chores	<input type="checkbox"/>
1:00-2:00pm	Creative Time - Lego, Drawing, Crafts, Build a Fort	<input type="checkbox"/>
2:00-3:00pm	Reading / Rest Time	<input type="checkbox"/>
3:00-4:00pm	Family Walk / Nature Scavenger Hunt	<input type="checkbox"/>
4:00-5:00pm	School Work or Educational Videos on iPads or Computers	<input type="checkbox"/>
5:00-6:00pm	Family Dinner Time	<input type="checkbox"/>
6:00-7:00pm	Free TV Time	<input type="checkbox"/>
7:00-8:00pm	Family Game Time	<input type="checkbox"/>
8:00-9:00pm	Bed Time / Self Reading	<input type="checkbox"/>

# SUMMER SAFETY TIPS
























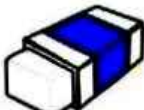
## FOR KIDS WHO LOVE OUTDOORS

- 1 APPLY SUNSCREEN WITH SPF 15 OR GREATER TO REDUCE THE INTENSITY OF UVRS THAT CAUSE SUNBURNS. APPLY IT 15 TO 30 MINUTES BEFORE SUN EXPOSURE.
- 2 DRINK PLENTY OF WATER AND FLUIDS WHEN YOU GO OUTSIDE TO AVOID DEHYDRATION AND KEEP THEM REFUELED.
- 3 LIMIT SUN EXPOSURE, ESPECIALLY BETWEEN THE HOURS OF 10 A.M. AND 2 P.M. UV RAYS ARE STRONGEST AT THESE TIMES ESPECIALLY ON SUMMER.
- 4 TAKING TIME TO ENSURE THE OUTDOOR PLAY AREAS AROUND YOUR HOME ARE SAFE PROTECTS CHILDREN FROM INJURIES IN THEIR OWN BACKYARD.
- 5 WHEN YOU'RE OUT ON THE TRAIL, WHETHER HIKING, CAMPING, OR HUNTING, PROTECT YOURSELF FROM MOSQUITOES AND OTHER BUGS BY USING INSECT & TICK REPELLENT.
- 6 DROWNING IS AMONG THE LEADING CAUSES OF ACCIDENTAL DEATH IN CHILDREN. ENROLL YOUR KID ON A SWIMMING SURVIVAL PROGRAM ELSE ALWAYS SUPERVISE THEM.
- 7 NOTHING PROTECTS YOUR CHILD BETTER THAN YOUR PRESENCE. ONE OF THE SUREST WAYS TO PROTECT YOUR CHILDREN OUTDOORS IS TO PROVIDE ADULT SUPERVISION. BY KEEPING AN EYE ON YOUR CHILDREN, YOU CAN STEP IN BEFORE INJURIES OCCUR OR RESPOND QUICKLY IF PROBLEMS ARISE.



**ENGLISH**

**a / an**

- |    |   |       |            |    |  |       |         |
|----|---|-------|------------|----|--|-------|---------|
| 1  |    | ..... | orange     | 13 |    | ..... | igloo   |
| 2  |    | ..... | apple      | 14 |    | ..... | giraffe |
| 3  |    | ..... | umbrella   | 15 |    | ..... | banana  |
| 4  |    | ..... | rabbit     | 16 |    | ..... | uncle   |
| 5  |   | ..... | bus        | 17 |   | ..... | flower  |
| 6  |  | ..... | university | 18 |  | ..... | ear     |
| 7  |  | ..... | desk       | 19 |  | ..... | bear    |
| 8  |  | ..... | elephant   | 20 |  | ..... | ring    |
| 9  |  | ..... | sheep      | 21 |  | ..... | arm     |
| 10 |  | ..... | lemon      | 22 |  | ..... | farmer  |
| 11 |  | ..... | egg        | 23 |  | ..... | eye     |
| 12 |  | ..... | uniform    | 24 |  | ..... | eraser  |

Name: \_\_\_\_\_ Date: \_\_\_\_\_

# Opposite Words

Read and match the opposite words.

hot

high

big

strong

up

win

empty

beautiful

right

start

ugly

finish

lose

left

low

cold

small

full

weak

down

## TOPIC- FUN WITH WORDS

*Akram wrote the names of some fruits and vegetables. But he forgot to put in a, e, i, o and u. Write the full names. Pictures are there to help you.*

1. NN

	N			N
--	---	--	--	---



2. PCH

P			C	H
---	--	--	---	---



3. MLN

M		L		N
---	--	---	--	---



4. PPY

P		P		Y	
---	--	---	--	---	--



5. TMT

T		M		T	
---	--	---	--	---	--



6. BRNJL

B	R		N	J		L
---	---	--	---	---	--	---



7. CBBG

C		B	B		G	
---	--	---	---	--	---	--



8. CCMBR

C		C		M	B		R
---	--	---	--	---	---	--	---





Use words from the box to create a story about your favorite pet.

## My Favorite Pet



### Helpful words:

green

friends

play

gray

time

dog

cute

brown

My favorite pet is a \_\_\_\_\_ . He is very \_\_\_\_\_ . His color is \_\_\_\_\_ . He wears a \_\_\_\_\_ collar around his neck. I use a \_\_\_\_\_ leash to carry him outside. We love to \_\_\_\_\_ together. We always have a good \_\_\_\_\_ with each other. We are best \_\_\_\_\_ !

Name: \_\_\_\_\_ Date: \_\_\_\_\_

Grade \_\_\_\_\_

Creative Writing

Writing Sentences Using Pictures



**Look at the picture. Write five (5) sentences about a day in the park.**

---

---

---

---

---

---

---

Name: \_\_\_\_\_



# Sentence Scramble

Can you unscramble the words to make an English sentence.

loud!	Your	music	is
-------	------	-------	----

---

---

---

the	Where	toilet?	is
-----	-------	---------	----

---

---

---

I	fish.	have	a
---	-------	------	---

---

---


---

Is	he	a	farmer.
----	----	---	---------

---

---

---



Name.....

Date.....

## संज्ञा

चित्रों को पहचान कर वाक्यों में संज्ञा शब्द लिखिए।

..... फलों का राजा है।



मेरा..... बहुत बड़ा है।



मेरे देश का नाम..... है।



यह एक..... है।



यह..... का फूल है।



यह एक लाल..... है।



# एकवचन से बहुवचन

दिए गए शब्दों को एक से अनेक बनाएँ।



एक [एकवचन]

अनेक [एकवचन]

1. बाजा



बाजे

2. ताला



3. गमला



4. पत्ता



5. अंडा



6. लड़का



7. छाता





# नए शब्द बनाइए

नीचे दिए गए अक्षरों को सही योग्यक्रम में रखकर नए शब्द बनाइए।  
Make new words by placing the letters given below in the correct order.

1	2	3	4	5	6	7	8	9	10
ग	न	ल	घ	ज	थ	ध	फ	व	च



**DOWNLOAD  
THIS WORKSHEET FREE FROM  
SKOOLON.COM**

# कुछ खेले



नाम :

1 .फूलो के नाम छांट कर लिखो

पा	रि	जा	त	ल
मे	गु	फ	म	च
कि	ला	क	सा	मे
श	ब	दा	लि	ली
ज्ञ	गें	कु	सु	म

1. \_\_\_\_\_

2. \_\_\_\_\_

3. \_\_\_\_\_

4. \_\_\_\_\_

5. \_\_\_\_\_

6. \_\_\_\_\_

2 .जानवरों के नाम छांट कर लिखो


## पर्यायवाची शब्द

चित्र देखकर पर्यावाची शब्द से मिलाए



सूरज

चंदा



फूल

झरोखा



चाँद

पुष्प



नदी

सूर्य



खिड़की

सरिता





Name: \_\_\_\_\_

Date: \_\_\_\_\_

# Sweet Tens



## Directions

Fill in the missing numbers on each popsicle.

342

352

501

521

107

117

423

443

680

690

146

166

254

264

396

416

582

592


800

820



Name \_\_\_\_\_

Skill: Subtraction from 10, 11, 12





Name: \_\_\_\_\_


Date: \_\_\_\_\_


# APPLE MATH


Finish the exercises and write the answer in the apple.


$7+1=$  


$1+2=$  


$5+3=$  


$6+2=$  


$2+0=$  


$3+4=$  


$5+0=$  


$3+1=$  


$5+2=$  


$9+0=$  


$4+4=$  


$3+4=$  


$2+4=$  


$5+5=$  


$1+3=$  


$3+1=$  

$4+6=$  

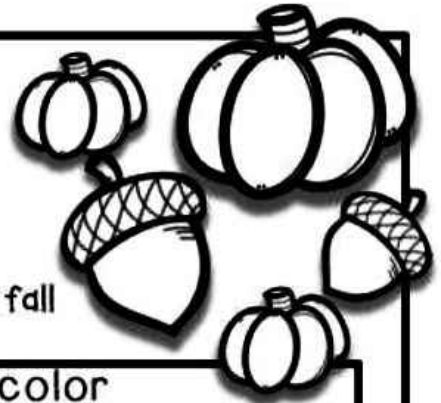
$3+4=$  

$2+6=$  

$3+3=$  

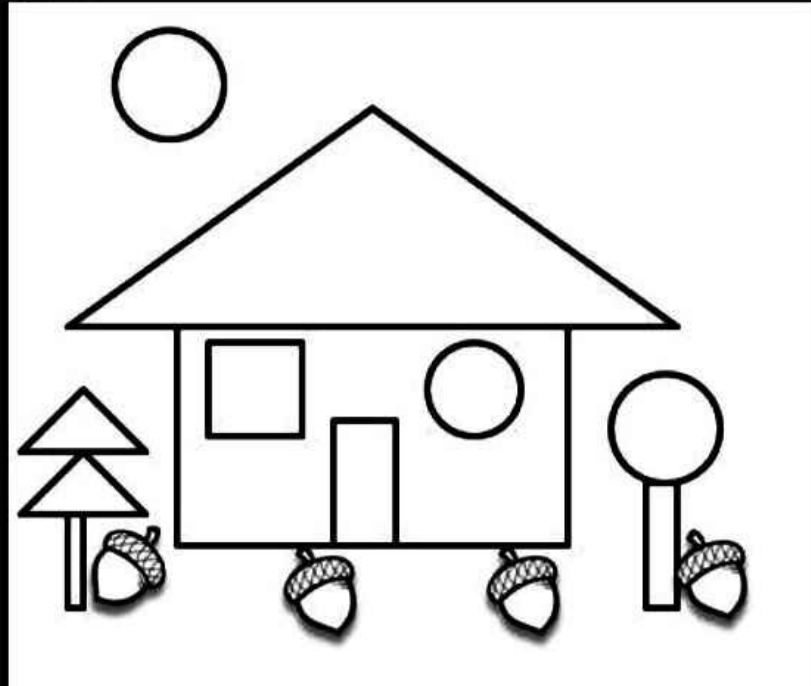










$2+6=$  

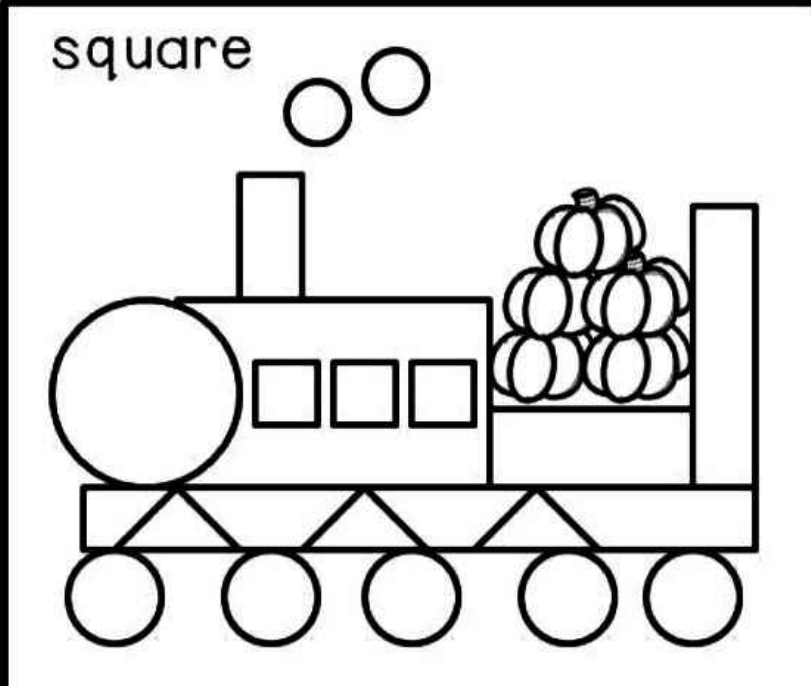










Name: \_\_\_\_\_



# I know my shapes

Color the pictures using the code. Count the shapes and fall objects.

	<p>color</p> <p> brown</p> <p> yellow</p> <p> green</p> <p> blue</p> <p> red</p>
	<p>count</p> <p> _____</p> <p> _____</p> <p> _____</p> <p> _____</p> <p> _____</p>

<p>square</p> 	<p>color</p> <p> orange</p> <p> yellow</p> <p> green</p> <p> blue</p> <p> red</p>
	<p>count</p> <p> _____</p> <p> _____</p> <p> _____</p> <p> _____</p> <p> _____</p>



# Grade II EVS

## Non-living things

Non-living things do not breathe, grow, eat, move or produce their young ones.

Circle the non-living things and write their names.



---

---

---

---

---

---

Draw two non-living things you see.

Skill: Understanding non-living things

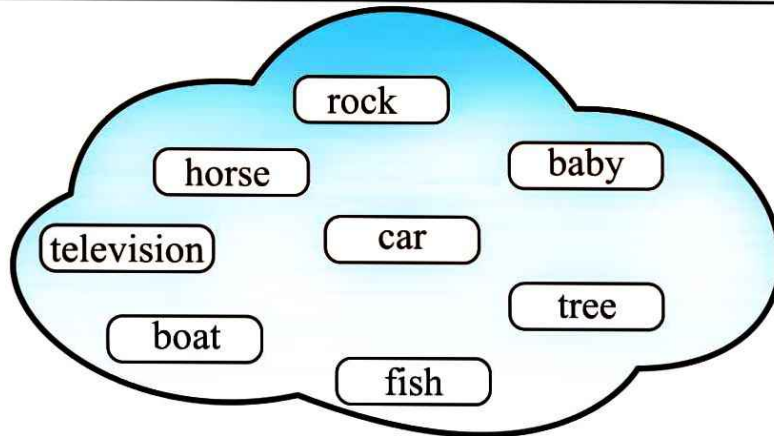




## Grade II EVS

### Living & Non-living things

Living things breathe, move, eat, grow and feel. They give birth to their young ones.




A dinosaur has eaten all the living things. Write their names in the stomach of the dinosaur.



**Skill:** Identifying living and non-living things

1. We get milk from \_\_\_\_\_



**cow**



**hen**

2. We get eggs from \_\_\_\_\_



**horse**



**hen**

3. Burger is a \_\_\_\_\_ food



**healthy**



**junk**

4. Rice and corn are \_\_\_\_\_



**pulses**



**cereals**

A. Tick(✓) the things that breathe air.



NAME: \_\_\_\_\_

# Seasons


Write the word for the season shown.

fall    spring    summer    winter



# BODY PARTS

CUT OUT THE PARTS OF THE BODY AND PASTE ON THE CORRECT CIRCLE



# COLOUR THE DIGRAPHS

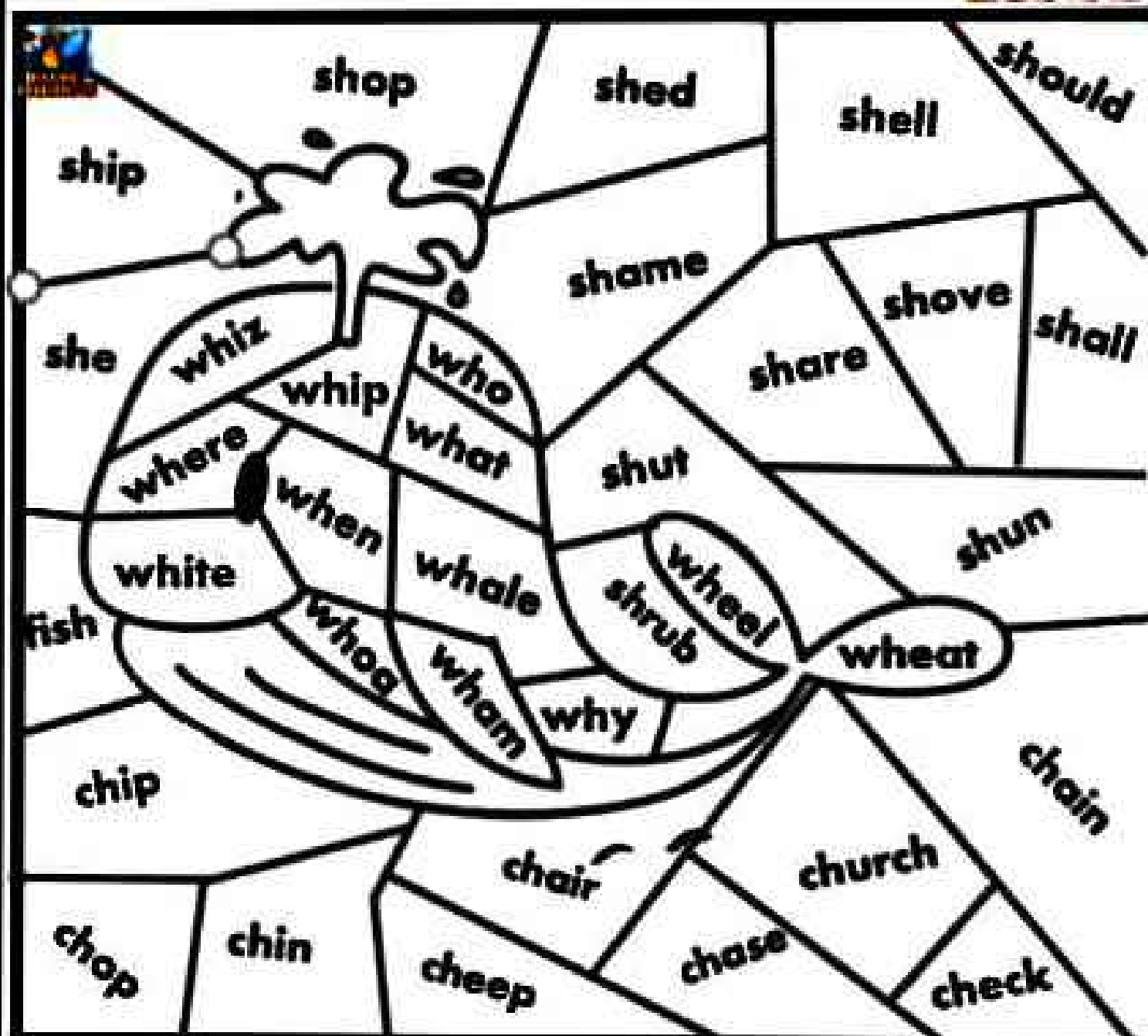
## WH-CH-SH SOUNDS

The picture below has words with wh-ch-sh sounds  
. Use the code below to colour  
the words the correct colour

'sh' sounds yellow

'wh' sounds green

'ch' sounds blue

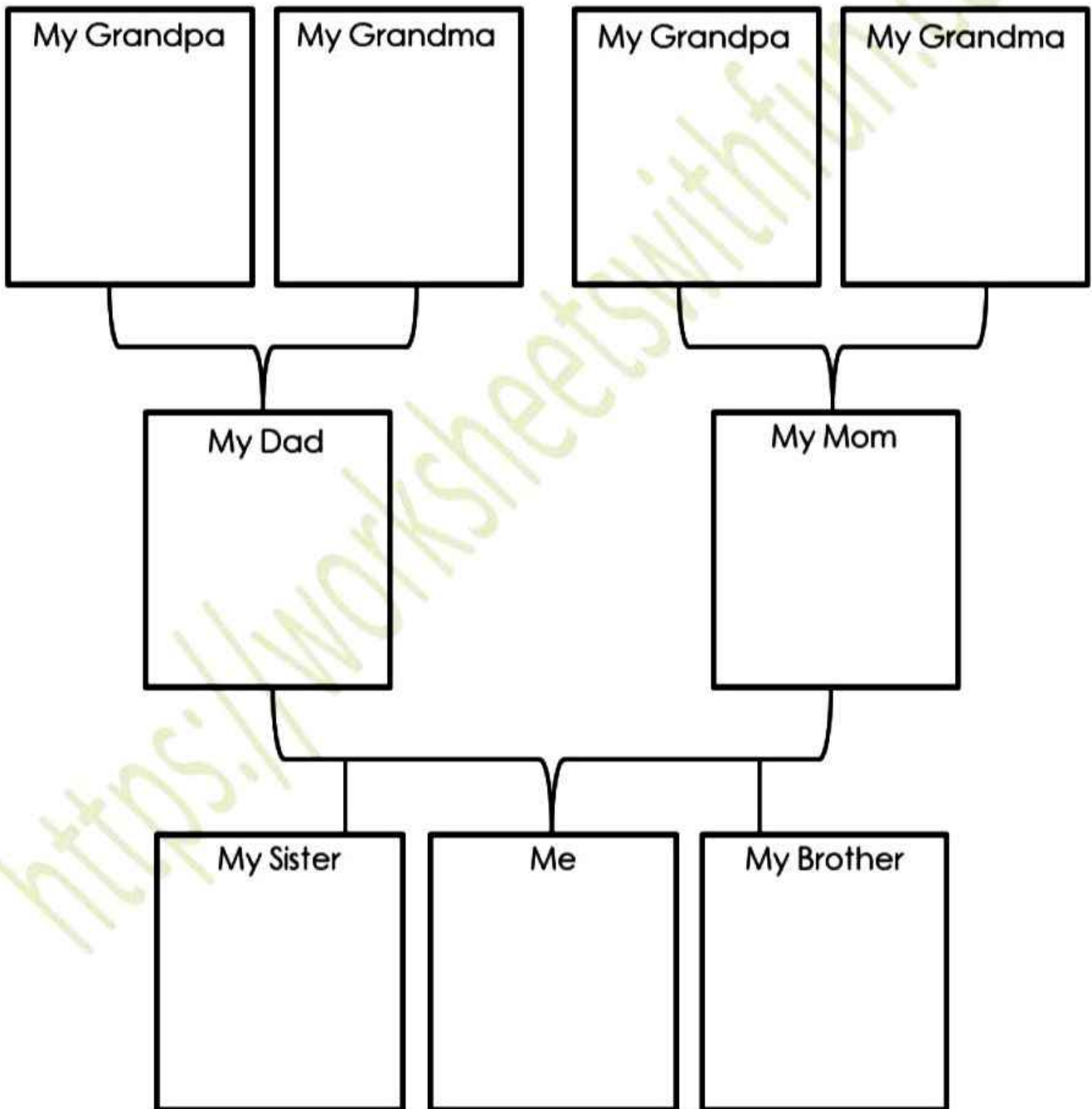


What animal can you see?

# My Family Tree



Complete the family tree with photographs or hand-drawn pictures.



## My Family

My name is \_\_\_\_\_

I'm \_\_\_\_\_ years old.

My mother's name is

\_\_\_\_\_.

My mother is a/an

\_\_\_\_\_.



My father's name is \_\_\_\_\_.

My father is a/an \_\_\_\_\_.

My grandmother's name is \_\_\_\_\_.

My grandfather's name is \_\_\_\_\_.

My sister's name is \_\_\_\_\_.

My sister is a/an \_\_\_\_\_.

<https://whatistheurl.com/>

कूड़ेदान में रंग भरें



ग्रीष्म ऋतु में मिलने वाले  
5 फलों के नाम लिखकर  
चित्र चिपकाए।

# My favourite things!










# fruit word search

1. Write the name of the fruit in the space provided.
2. Find the word in the word search puzzle.  
(Words only run across and down.)

s	t	r	a	w	b	e	r	r	y
o	r	a	n	j	e	p	e	a	r
r	m	e	h	o	a	e	w	n	a
a	b	a	b	a	n	a	n	a	p
n	x	p	a	i	r	c	e	y	p
g	r	a	p	e	s	h	k	a	l
e	p	i	n	e	a	p	p	l	e



प्रश्न 3 शब्दों को चित्रों से जोड़ कर मुहावरे बनाओ

घी के .....



गले का .....

ईद का .....



आँखों का .....



